



**City of Marathon City Council Agenda
9805 Overseas Hwy., Marathon (Virtual Meeting)
Tuesday, September 22, 2020 5:05 P.M.**

Pursuant to Executive Order No. 20-69, Monroe County Emergency Directive 20-06 and Center for Disease Control (“CDC”) social distancing guidelines established to contain the spread of the COVID-19 virus, this meeting will be held virtually via Zoom Meetings.

Members of the public who wish to view the City Council Meeting may do so by watching local via the web at: www.youtube.com/channel/UCFimq7DjLHNolPgqbKTaftQ/live

Members of the public who wish to comment on matters before the City Council may do so by either:

- (1) Calling (305) 289-4130, or emailing cityofmarathon@ci.marathon.fl.us with your name, address, and phone number where you can be reached during the meeting on September 8th by 4:00PM; or
- (2) Calling (301) 715-8592, and upon receiving voice prompt, dialing Meeting ID: 781 088 0141 and Password: 33035. *Members of the public who participate in the meeting through this option must mute themselves until called upon to speak.*

1. Call to Order
2. Pledge of Allegiance
3. Roll Call
4. Approval of agenda and consent agenda [Approval of Consent Agenda passes all routine items indicated by asterisk (*). Consent Agenda items are not considered separately unless a council member so requests. In the event of such request, the item is returned to the Regular Agenda].

5. Final Public Hearing to Adopt the Final Budget and Millage Rate.

- A. Public Comment

- B. **Resolution 2020-69**, Adopting The Final Millage Rate and Levy Of Ad Valorem Taxes For The City Of Marathon of Monroe County, Florida For The Fiscal Year 2020-21; and Providing For An Effective Date.

- C. **Resolution 2020-70**, Adopting The Final Budget For Fiscal Year 2020-2021; Authorizing The Expenditure Of Funds Established By The Budget; And Providing For An Effective Date.

6. 5 Year Capital Improvement Plan Discussion

7. Resolutions for Adoption

- *A. **Resolution 2020-71**, Ratifying The Collective Bargaining Agreement Between The City of Marathon, Florida And The Professional Firefighters Of Marathon, International Association of Firefighters Local 4396, Authorizing The City Manager To Execute The Agreement On Behalf Of The City; And Providing For An Effective Date.

- 8. Citizens' comments** [2 minutes per individual - Each individual has one opportunity to speak.]
- 9. Council comments**
- 10. Adjournment**

The public hearings will commence at 5:05 p.m., or as soon thereafter as business permits. All interested persons are invited to participate in the discussion; or, written comments may be sent to the City of Marathon, c/o City Clerk, 9805 Overseas Hwy, Marathon, FL 33050.

Pursuant to Section 286.0105, Florida Statutes, if a person decides to appeal any decision made by the City Council with respect to any matter considered at such hearing or meeting, one will need a record of the proceedings and for such purpose that person may need to ensure that a verbatim record of the proceedings is made; such record includes the testimony and evidence upon which the appeal is to be based.

ADA Assistance: Anyone needing special assistance at the City Council hearing due to disability should contact the City Attorney at (305) 289-4130 at least three days prior thereto. Please contact the City Clerk at clavierd@ci.marathon.fl.us if you would like to receive any of the items on the agenda by email.

Sponsored by: Lindsey

**CITY OF MARATHON, FLORIDA
RESOLUTION 2020-69**

A RESOLUTION OF THE CITY OF MARATHON, FLORIDA, ADOPTING THE FINAL MILLAGE RATE AND LEVY OF AD VALOREM TAXES FOR THE CITY OF MARATHON OF MONROE COUNTY, FLORIDA FOR THE FISCAL YEAR 2020-2021; AND PROVIDING FOR AN EFFECTIVE DATE.

WHEREAS, on September 10, 2020, the City Council held a public hearing to consider any adjustment of its proposed millage rate, to adopt a tentative millage rate, and to adopt a tentative operating budget for Fiscal Year 2020-2021 (the “FY 2020-2021”), in accordance with Section 200.065(2)(c), *Florida Statutes* and

WHEREAS, on September 22, 2020, the City Council held a public hearing to consider any adjustment of its tentative millage rate, to adopt a final millage rate and to adopt a final operating budget for FY 2020-2021, in accordance with Section 200.065(2)(d), *Florida Statutes*.

NOW THEREFORE, BE IT RESOLVED BY THE CITY COUNCIL OF THE CITY OF MARATHON, FLORIDA AS FOLLOWS:

Section 1. The foregoing recitals are true and correct and are incorporated herein by this reference.

Section 2. The FY 2020-2021 final millage rate for the City of Marathon is 2.5900 mills, which is \$2.59 for each thousand dollars of taxable assessed property value; and the tentative millage rate is greater than the rolled-back rate of 2.4631 mills by 5.15%.

Section 3. This resolution shall be effective immediately upon its adoption.

PASSED AND APPROVED BY THE CITY COUNCIL OF THE CITY OF MARATHON, FLORIDA, THIS 22nd DAY OF SEPTEMBER, 2020.

THE CITY OF MARATHON, FLORIDA

Steve Cook, Mayor

AYES:

NOES:

ABSENT:

ABSTAIN:

ATTEST:

Diane Clavier, City Clerk

(City Seal)

**APPROVED AS TO FORM AND LEGAL SUFFICIENCY FOR THE USE
AND RELIANCE OF THE CITY OF MARATHON, FLORIDA ONLY:**

City Attorney

Sponsored by: Lindsey

**CITY OF MARATHON, FLORIDA
RESOLUTION 2020-70**

A RESOLUTION OF CITY OF MARATHON, FLORIDA, ADOPTING THE FINAL BUDGET FOR FISCAL YEAR 2020-2021; AUTHORIZING THE EXPENDITURE OF FUNDS ESTABLISHED BY THE BUDGET; AND PROVIDING FOR AN EFFECTIVE DATE.

WHEREAS, on September 10, 2020, the City Council held a public hearing to consider any adjustment of its proposed millage rate, to adopt a tentative millage, and to adopt a tentative operating budget for Fiscal Year 2020-2021 (the “FY 2020-2021”), in accordance with Section 200.065(2)(c), *Florida Statutes*; and

WHEREAS, on September 22, 2020, the City Council held a public hearing to consider any adjustment of its tentative millage rate, to adopt a final millage rate, and to adopt a final operating budget for FY 2020-2021, in accordance with Section 200.065(2)(d), *Florida Statutes*; and

WHEREAS, the City has set forth the appropriations and revenue estimate for the final operating budget for FY 2020-2021 in the amount of \$97,368,116.

NOW THEREFORE, BE IT RESOLVED BY THE CITY COUNCIL OF THE CITY OF MARATHON, FLORIDA AS FOLLOWS:

Section 1. The FY 2020-2021 final operating budget is adopted.

Section 2. Funds appropriated in the FY 2020-2021 budget may be expended by and with the approval of the City Manager in accordance with the City Charter, State law, and the ordinances, resolutions and policies and procedures of the City. Supplemental appropriations or the reduction of appropriations, if any, shall be made in accordance with the City Charter.

Section 3. This resolution shall be effective immediately upon its adoption.

PASSED AND APPROVED BY THE CITY COUNCIL OF THE CITY OF MARATHON, FLORIDA, THIS 22nd DAY OF SEPTEMBER, 2020

THE CITY OF MARATHON, FLORIDA

Steve Cook, Mayor

AYES:
NOES:
ABSENT:
ABSTAIN:

ATTEST:

Diane Clavier, City Clerk

(City Seal)

**APPROVED AS TO FORM AND LEGAL SUFFICIENCY FOR THE USE
AND RELIANCE OF THE CITY OF MARATHON, FLORIDA ONLY:**

City Attorney

City of Marathon, Florida

Five Year

Capital Improvements Program

Fiscal Years 2021 - 2025



**City of Marathon
Five Year Capital Improvements Program
Table of Contents
Fiscal Year 2021-2025**

LETTER OF TRANSMITTAL	1
FIVE YEAR SUMMARY ALL FUNDS.....	3
 SPECIAL REVENUE FUNDS	
Capital Infrastructure Fund	4
Street Maintenance Fund	9
 ENTERPRISE FUND	
Marina Fund	13
Utilities Fund	17



CITY OF MARATHON, FLORIDA

9805 Overseas Highway, Marathon, Florida 33050
Phone: (305) 743-0033 Fax: (305) 743-3667

To the Honorable Mayor,
Members of the Governing Council,
and Citizens of the City of Marathon:

It is our pleasure to submit to you the 2021-2025 Five Year Capital Improvements Program of the City of Marathon, Florida. The plan is based on staff's knowledge of current needs and City Council's discussion and direction.

The Capital Improvements Program (CIP) generally includes items with an expected life of more than five years and an expected cost of more than \$10,000. This capital improvement program places public health and safety as a priority consideration while maintaining a focus on preserving existing capital assets. Preserving quality facilities for recreation, aesthetics and quality of life also remain a priority. The CIP is a planning instrument that identifies and coordinates the financing and timing of public improvements.

A summary of capital projects is on the page following this letter. Details about each project and sources of funding follow that list, organized by fund.

DEVELOPMENT OF THE CAPITAL IMPROVEMENT PROGRAM

The development of the estimated costs for the 2021 CIP and beyond varies based on the project. Some projects are considered "levels of effort", where the dollar amount is generally stable from year to year, but the projects may vary. For example, the "guard rail replacement" is typically budgeted at \$10,000 per year, and the Street Maintenance Department will spend the allocated funds to replace various guard rails on an as needed basis. Other projects have costs based on engineer's estimates, while others such as the Fire & EMS equipment, have prices based on the current state contract. Some prices are based on what other cities have acquired recently or estimates provided by a manufacturer. For construction projects, the allocation is typically an estimate only. Better estimates may be developed following engineering design.

SOURCES OF FUNDING

The following funds provide revenue to the CIP, either from their own revenue generation, grants, retained earnings or debt.

- Capital Infrastructure Fund
- General Fund
- Street Maintenance Fund
- Marina Fund
- Restoration Fund
- Vehicle Replacement Fund
- Utilities Fund

To assist in ensuring fiscal sustainability, this report includes preliminary revenue and expenditure estimates for the next five years.

Grants provide a difficult aspect of the five-year CIP. At this point in the budget planning process, the status of some grants are known while others are not, and some grant programs have not been created yet. Included are the capital projects funded by grants if the grant funding source is either confirmed or considered to be likely. For those items where the project is depended upon grant receipt, it is so noted, and if the grant is not received, the project will not be undertaken.

This Capital Improvements Program does not include any recommendations for external financing, such as bank loans or bonds. Projects are expected to be funded with funds available (also called “pay as you go”) without the issuance of debt.

CONCLUSION

The implementation of the CIP is contingent upon the availability of funding sources and the adoption of the annual budget each September. The Capital Improvements Program is neither adopted nor amended by City Council. As a plan, it is designed to be a set of recommendations for the future. Adoption of the annual budget will include the City’s Capital Improvements Program for that fiscal year. If not included within the adopted budget funding is not provided for an item in this CIP.

Immediately following this letter of transmittal is a summary of planned capital projects, sorted by fund, for five years. The detailed information following the summary provides the best overview of the projects planned for the future.

Respectfully submitted,

Chuck Lindsey
City Manager

Jennifer Johnson
Finance Director

**City of Marathon
Five Year Capital Improvements Program
Five-Year Summary - All Funds
Fiscal Year 2021-2025**

	Un-Appropriated Subsequent Years					5 Year Total
	FY 2021	FY 2022	FY 2023	FY 2024	FY 2025	
<u>Capital Infrastructure Fund</u>						
Administrative Departments	50,000	-	-	-	33,765	83,765
Fire Department	675,000	1,148,450	268,526	103,745	79,000	2,274,721
Community Services	2,547,339	4,993,833	842,833	702,833	1,202,833	10,289,671
Total Capital Infrastructure Fund	3,272,339	6,142,283	1,111,359	806,578	1,315,598	12,648,157
<u>Street Maintenance</u>	3,944,412	-	-	-	-	3,944,412
<u>Marina</u>	198,000	782,000	109,479	161,127	30,000	1,280,606
<u>Utility Fund</u>	9,916,158	3,980,800	246,616	187,448	353,297	14,684,320
TOTAL OF ALL CAPITAL PROJECTS	17,330,909	10,905,083	1,467,454	1,155,154	1,698,896	32,557,495



CAPITAL IMPROVEMENTS PROGRAM

CAPITAL INFRASTRUCTURE FUND

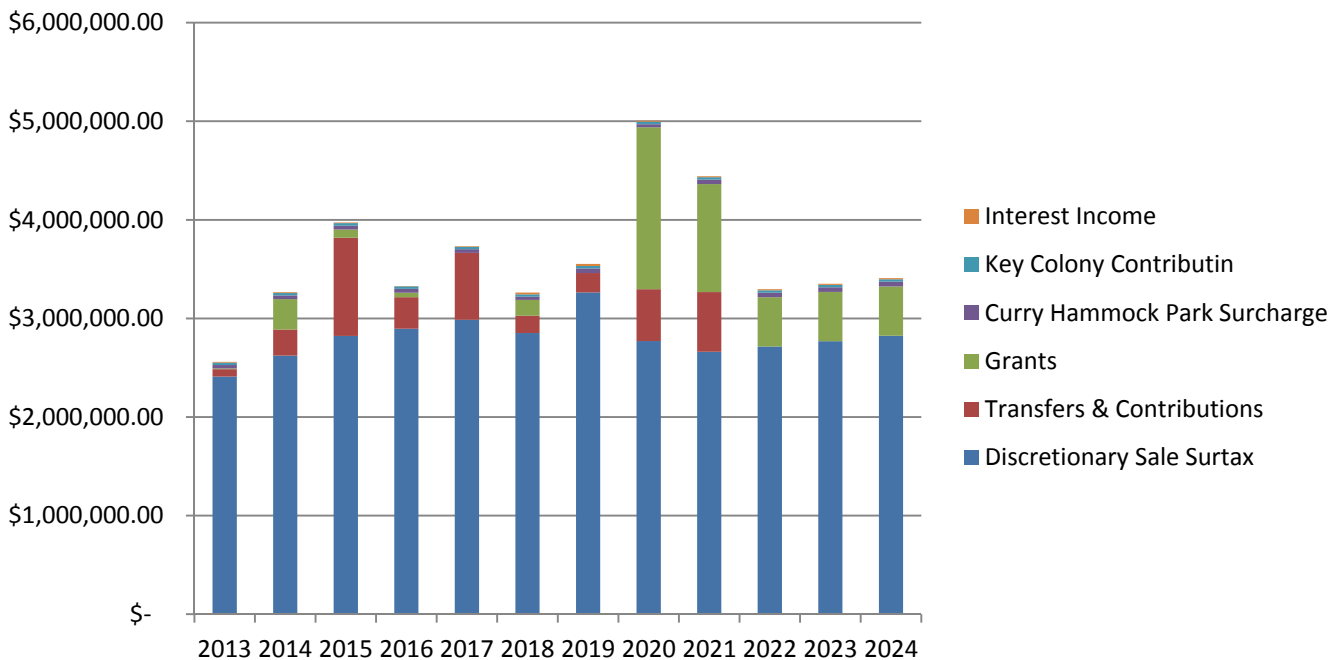
Revenue Sources

The Capital Infrastructure Fund is one of the largest sources of capital financing for the City of Marathon.

The main revenue stream for the Capital Infrastructure Fund is discretionary sale surtaxes, and it is estimated to bring in approximately \$2.6M in Fiscal Year 2021, which is about a \$711,000 decrease from the prior year, due to the effects of COVID-19. Florida Statute 212.055 defines the discretionary sales surtaxes; legislative intent; authorization and use of proceeds. The one percent sales surtax can be used to finance, plan and construct infrastructure; to acquire land for public recreation, conservation, or protection of natural resources. Infrastructure means any fixed capital expenditure or fixed capital outlay associated with the construction, reconstruction or improvement of public facilities that have a life expectancy of 5 or more years and any related land acquisition, land improvement, design and engineering costs. The discretionary sale surtaxes can also be used to purchase fire department vehicles, emergency medical service vehicles, or any other vehicles, and the equipment necessary to outfit the vehicles for its official use or equipment that has a life expectancy of at least 5 years.

The City also receives surcharge revenues from the State of Florida for the Curry Hammock Park that typically run around \$45,000 annually. The City of Key Colony Beach also reimburses the City \$25,000 annually to the fund to offset a portion of the Fire & EMS Departments annual capital needs. The City also earns a small amount of interest income annually.

Impact Fees are tracked in a separate fund, which are not budgeted for use until the funds are needed. Impact fees may only be used to provide increased capacity for the fire, police, and parks and recreation operations to accommodate any increased demand new development will have on existing operations.



Major Expenditures

There are four areas typically funded by the Capital Infrastructure Fund.

Administrative Departments

Typically, administrative departments such as Finance, City Manager, Planning or City Clerk do not have significant capital needs. The City has established a vehicle replacement fund that reserves funds annually out of the Capital Infrastructure Fund for the future replacement of vehicles and equipment.

Fire & Emergency Medical Services Department

The Fire & EMS Department's requests for equipment purchases and replacements change annually. The City's vehicle replacement fund also includes funds for the future replacement of fire apparatus, emergency rescue vehicles and other Fire Department vehicles. In FY20/21 and FY21/22 the Fire & EMS Department is replacing a sprinter ambulance, two rescue units, and a pumper. The Department has also budgeted to replace; a lifepak defibrillator, radios, extrication equipment, etc. There are also funds appropriated for Station 14 & 15 repairs, and for continuing the fire hydrant program.

Community Services Departments

Community Services includes facilities and grounds of the City, as well as parks and recreation. The majority of the FY20/21 budget for Community Services projects includes appropriations for Community Park for; a building/office/equipment storage area, a playground and sunshade structure, and skate park refurbishments. Other anticipated projects include; a kayak launch and restroom facilities at Sunset Park in Grassy Key, restroom facilities at the Quay, and a beach restoration project at Coco Plum. In FY22 a large Quay property improvement project is planned which could possibly be 90% grant funded.

Annual Transfers

The Capital Infrastructure Fund also transfers 10% of the discretionary sale surtax revenues out to the general fund. This is allowed by Statue due to Monroe County's designation as an area of state critical concern. Annually funds are transferred to the vehicle replacement fund based on a schedule of estimated replacement costs and remaining useful lives. \$650,000 is also transferred annually to the Stormwater Fund to aid in the funding of the annual debt service requirements. The Capital Infrastructure fund also transfers out to the debt service fund annually the requirements needed to fund the 2013 Revenue Bond Issuance for the capital projects, and the refinancing of the 2004 SunTrust Bond.

**CITY OF MARATHON
CAPITAL INFRASTRUCTURE FUND
FIVE YEAR CAPITAL IMPROVEMENT PLAN
SOURCES & USES**

	<u>FY 2021</u>	<u>FY 2022</u>	<u>FY 2023</u>	<u>FY 2024</u>	<u>FY 2025</u>	<u>5 Year Total</u>
<u>FUND BALANCE AT OCTOBER 1</u>	\$ 2,305,405	\$ 1,328,152	\$ 338,917	\$ 584,628	\$ 1,071,147	
<u>REVENUES</u>						
Infrastructure Sales Tax	\$ 2,661,696	\$ 2,714,930	\$ 2,769,229	\$ 2,824,613	\$ 2,881,105	\$ 13,851,573
Grants:						
FEMA/State Public Assistance Reimbursement	455,838	-	-	-	-	455,838
Community Development Block Grant	-	3,240,000	-	-	-	3,240,000
Tourist Development Council **						
- Ampitheater	15,000	-	-	-	-	15,000
- Coco Plum Re Nourishment	125,000	-	-	-	-	125,000
- Sombrero Beach Re Nourishment	-	208,000	-	-	-	208,000
State Land Acquisition Grants **	500,000	500,000	500,000	500,000	500,000	2,500,000
Key Colony Beach Fire & EMS Capital Contribution	25,000	25,000	25,000	25,000	25,000	125,000
Curry Hammock Park Surcharge	45,000	45,900	46,818	47,754	48,709	234,182
Private Source Contributions	100,000	-	-	-	-	100,000
Transfers In						
Vehicle Replacement	415,000	1,096,950	148,526	38,245	33,765	1,732,486
Impact Fees - Parks & Hydrants	165,000	-	-	-	-	165,000
Building Department Fund	25,000	-	-	-	-	25,000
Interest	10,000	10,200	10,404	10,612	10,824	52,040
<u>Total Revenues</u>	\$ 4,542,534	\$ 7,840,980	\$ 3,499,977	\$ 3,446,225	\$ 3,499,404	\$ 22,829,119
TOTAL REVENUES AND OCT 1 FUND BALANCE	\$ 6,847,939	\$ 9,169,132	\$ 3,838,893	\$ 4,030,853	\$ 4,570,551	
<u>EXPENDITURES FOR CAPITAL PROJECTS</u>						
<u>601: Vehicles</u>						
Rescue Truck Replacement (unit 2 ; unit 1)	275,000	283,250	-	-	-	558,250
Sprinter Ambulance Replacement	140,000	144,200	148,526	-	-	432,726
Fire Pumper Replacement E15	-	669,500	-	-	-	669,500
General Services Vehicle Replacement (blue prius)	-	-	-	-	33,765	33,765
Fire Dept Vehicle Replacement - truck	-	-	-	38,245	-	38,245
<u>604: Equipment</u>						
<u>Parks</u>						
Miscellaneous Park Equipment (small items under \$10K each)	-	25,000	25,000	25,000	25,000	100,000

**CITY OF MARATHON
CAPITAL INFRASTRUCTURE FUND
FIVE YEAR CAPITAL IMPROVEMENT PLAN
SOURCES & USES**

	<u>FY 2021</u>	<u>FY 2022</u>	<u>FY 2023</u>	<u>FY 2024</u>	<u>FY 2025</u>	<u>5 Year Total</u>
<u>Fire & EMS</u>						
Self Contained Breathing Apparatus (including bottles)	20,000	-	-	20,000	-	40,000
Portable Radios	18,000	18,000	18,000	18,000	18,000	90,000
Lifepak/Heart Monitor Replacement	32,000	-	32,000	-	-	64,000
Extrication Equipment (Jaws of Life)	26,000	-	26,000	-	26,000	78,000
Lucas (CPR)	18,000	-	18,000	-	-	36,000
Small Fire & EMS Equipment under \$10K threshold	6,000	13,500	6,000	7,500	15,000	48,000
<u>610: Land Acquisition (use only if grant funding received) **</u>	500,000	500,000	500,000	500,000	500,000	2,500,000
<u>612: Buildings and Improvements</u>						
Fire Station No. 15 Improvements	10,000	10,000	10,000	10,000	10,000	50,000
Fire Station No. 14 Improvements	10,000	10,000	10,000	10,000	10,000	50,000
Fire Hydrant Installations (Funded by Impact Fees based on availability of funds)	120,000	-	-	-	-	120,000
7 Mile Bridge Maintenance Contribution (30 year duration Year 1 = 2021)	177,833	177,833	177,833	177,833	177,833	889,165
7 mile Bridge Restrooms	-	-	140,000	-	-	140,000
City Hall Reception Area Upgrade (50% Funded from Building Department Fund)	50,000	-	-	-	-	50,000
Quay Restrooms & Sewall & Improvements	140,000	3,600,000	-	-	500,000	4,240,000
<u>614: Parks/Beaches Improvements</u>						
Irma Park Repairs - Various Locations	550,319	-	-	-	-	550,319
Community Park Improvements						
- Building/Office/Equipment Storage	300,000	-	-	-	-	300,000
- Amphitheatre Rehabilitation	20,000	136,900	-	-	-	20,000
- Skate Park	50,000	-	-	-	-	50,000
- Landscaping	50,000	50,000	-	-	-	100,000
- Playground Equipment & Sunshade	178,000	-	-	-	-	178,000
Sunset Bay Park - Kayak Launch	191,187	-	-	-	-	191,187
Sunset Bay Park - Restrooms	140,000	-	-	-	-	140,000
Rotary Park Playground Equipment Refurbishment	-	225,000	-	-	-	225,000
Coco Plum Beach Sand Renourishment	250,000	-	-	-	-	250,000

**CITY OF MARATHON
CAPITAL INFRASTRUCTURE FUND
FIVE YEAR CAPITAL IMPROVEMENT PLAN
SOURCES & USES**

	<u>FY 2021</u>	<u>FY 2022</u>	<u>FY 2023</u>	<u>FY 2024</u>	<u>FY 2025</u>	<u>5 Year Total</u>
Sombrero Beach Improvements - Swim Buoy Replacement	-	-	-	-	-	-
Sombrero Beach Sand Renourishment	-	416,000	-	-	-	416,000
<u>Total Expenditures for Capital Projects</u>	<u>3,272,339</u>	<u>6,142,283</u>	<u>1,111,359</u>	<u>806,578</u>	<u>1,315,598</u>	<u>12,648,157</u>
<u>TRANSFERS TO OTHER FUNDS</u>						
<u>912: Transfer to Debt Service Fund</u>	1,331,278	1,316,440	765,983	770,666	759,615	4,943,982
<u>913: Transfer to Vehicle Replacement Fund</u>	-	450,000	450,000	450,000	500,000	1,850,000
<u>917: Transfer to Stormwater Utility Fund</u>	650,000	650,000	650,000	650,000	650,000	3,250,000
<u>918: Transfer to General Fund</u>	266,170	271,493	276,923	282,461	288,111	1,385,157
<u>Total Transfers</u>	<u>2,247,448</u>	<u>2,687,933</u>	<u>2,142,906</u>	<u>2,153,127</u>	<u>2,197,726</u>	<u>11,429,139</u>
<u>Total Expenditures and Transfers</u>	<u>\$ 5,519,787</u>	<u>\$ 8,830,216</u>	<u>\$ 3,254,265</u>	<u>\$ 2,959,706</u>	<u>\$ 3,513,324</u>	<u>\$ 24,077,297</u>
<u>Fund Balance At September 30</u>	<u>\$ 1,328,152</u>	<u>\$ 338,917</u>	<u>\$ 584,628</u>	<u>\$ 1,071,147</u>	<u>\$ 1,057,227</u>	
TOTAL EXP, DEBT SERVICE AND SEP 30 FUND BALANCE	\$ 6,847,939	\$ 9,169,132	\$ 3,838,893	\$ 4,030,853	\$ 4,570,551	

** = Grant revenue is anticipated to aide in the funding of this project; if the grant funding is not received, the project will be postponed until an alternative source of funding is identified

Other Potential Projects Identified by Staff (funding sources for these projects have not been identified)

- Permanent Debris Site
- Fire Station No. 16 (South end of town)
- 33rd Street Multi Use Facility & Rec Center
- Community Park Improvements - Skate Park Rebuild
- Community Park Improvements - Concession Stand Window Modification
- Community Park Improvements - Ph 3 69 Parking Spaces
- Bike Trail & Boardwalk at the Salt Ponds
- Board Walk/ Observation Platform/Kayak Docks/ Docks at
Tropical Blvd
- Coco Plum Beach
- Boot Key Acquisition
- Book Key Improvements (Kayak Dock, etc.)
- Fire Rescue Boat
- Swimming Pool / Splash Pad

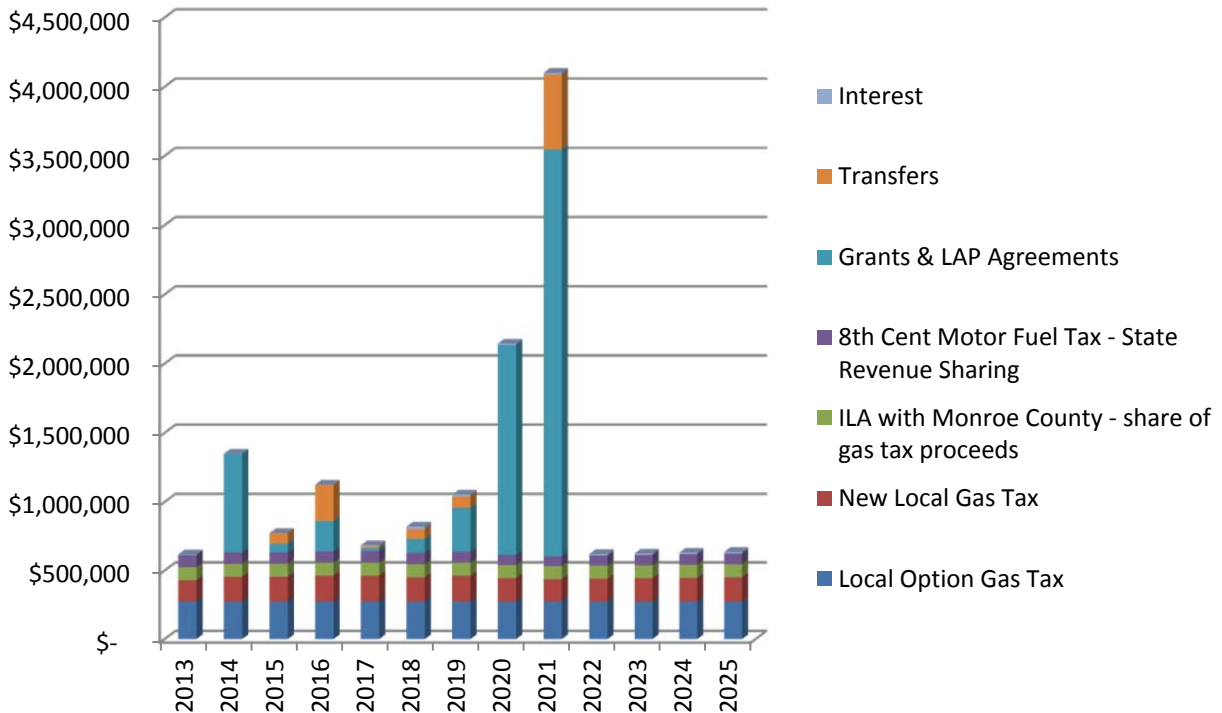


CAPITAL IMPROVEMENTS PROGRAM

STREET MAINTENANCE FUND

Revenue Sources

The Street Maintenance Fund is responsible for maintaining and improving all City streets, pathways, intersections, street markings, sidewalks, traffic signs and signalization. The primary funding sources for capital projects are gas taxes. Other minor revenue sources include funding from an interlocal agreement with Monroe County, and grant and maintenance agreements with the Florida Department of Transportation (FDOT). Gas tax monies must be spent on “transportation expenditures” meaning any expenditure by the local government for the following programs: Public transportation operations and maintenance, road and right-of-way maintenance and equipment and structures used primarily for the storage and maintenance of such equipment, roadway and right-of-way drainage, street lighting installation, operation, maintenance and repair. Traffic signs, traffic engineering, signalization, and pavement markings, installation, operation, bridge maintenance and operation, debt service and current expenditures for transportation capital projects in the foregoing program areas, including construction or reconstruction of roads and sidewalks.



Major Capital Expenditures

Bridge Repairs

The Street Maintenance fund maintains the City's bridges along with the roadways. The FY20/21 budget includes \$1,235,996 of appropriations for the Bridge repairs, and the City is anticipating a \$800,000 Local Agency Program Agreement (LAP) agreement with the Florida Department of Transportation (FDOT) to reimburse the City for a significant portion of the Project with the remainder of the funding coming from gas tax proceeds.

Pavement Resurfacing

The City has recently repaved a significant portion of its roadways with the installation of the centralized sewer, and stormwater infrastructure, however, in FY20/21 the Street Maintenance fund will be the sixth year of setting aside \$50,000 per year of funding to reserve for the future resurfacing of all City roadways. Depending upon usage (axel loading), climate conditions, and thickness of the pavement cross section, a road should have a total life expectancy of 15 to 20 years before resurfacing and or reconstruction. The Department maintains approximately 59 miles of paved roads throughout the City.

**CITY OF MARATHON
STREET MAINTENANCE FUND
FIVE YEAR CAPITAL IMPROVEMENTS PROGRAM
SOURCES & USES**

	<u>FY 2021</u>	<u>FY 2022</u>	<u>FY 2023</u>	<u>FY 2024</u>	<u>FY 2025</u>	<u>5 Year Total</u>
<u>FUND BALANCE AT OCTOBER 1</u>	\$ 1,051,318	\$ 546,830	\$ 499,988	\$ 452,009	\$ 402,932	\$ -
<u>REVENUES</u>						
Local Option Gas Tax	\$ 273,733	\$ 273,733	\$ 273,733	\$ 273,733	\$ 273,733	\$ 1,368,665
New Local Option Gas Tax	163,726	167,001	170,341	173,747	177,222	852,037
Gas Tax ILA with Monroe County	94,987	94,987	94,987	94,987	94,987	474,935
8th Cent Motor Fuel Tax	72,280	73,726	75,200	76,704	78,238	376,148
Traffic Signal Maintenance Agreement	-	-	-	-	-	-
Traffic Light Maintenance Agreement	-	-	-	-	-	-
Interest	10,900	11,118	11,340	11,567	11,799	56,724
Grants						
FDOT LAP Agreement	800,000	-	-	-	-	800,000
FEMA	2,142,474	-	-	-	-	2,142,474
Transfers In						
Vehicle Replacement Fund	219,924	-	-	-	-	219,924
Impact Fees	323,193	-	-	-	-	323,193
<u>Total Revenues</u>	\$ 4,101,217	\$ 620,564	\$ 625,601	\$ 630,739	\$ 635,979	\$ 6,614,100
TOTAL REVENUES AND OCT 1 FUND BALANCE	\$ 5,152,535	\$ 1,167,394	\$ 1,125,589	\$ 1,082,748	\$ 1,038,911	\$ 9,567,177
Less: Operating Expenses	611,293	617,406	623,580	629,816	636,114	3,118,209
FUNDS AVAILABLE FOR CAPITAL PROJECTS	\$ 4,541,242	\$ 549,988	\$ 502,009	\$ 452,932	\$ 402,797	
<u>EXPENDITURES FOR CAPITAL PROJECTS</u>						
<u>601: Vehicles</u>						
Ford F150 replacement	42,000	-	-	-	-	42,000
<u>604: Equipment</u>						
Miscellaneous ROW Equipment	11,000	-	-	-	-	11,000
Front End Loader	25,000	-	-	-	-	25,000

**CITY OF MARATHON
STREET MAINTENANCE FUND
FIVE YEAR CAPITAL IMPROVEMENTS PROGRAM
SOURCES & USES**

	<u>FY 2021</u>	<u>FY 2022</u>	<u>FY 2023</u>	<u>FY 2024</u>	<u>FY 2025</u>	<u>5 Year Total</u>
<u>612: Buildings</u>						
Utility / Maintenance Facility	-	-	-	-	-	-
<u>614: Improvements</u>						
Guard Rail Replacement & Shoulder Repairs	-	-	-	-	-	-
Aviation Bike Path reconstruction	-	-	-	-	-	-
Bridge Replacements/Repairs						
117th	800,000	-	-	-	-	800,000
116th	113,650	-	-	-	-	113,650
112th	113,650	-	-	-	-	113,650
Coco Plum	188,696	-	-	-	-	188,696
Coco Plum Pedestrian Bridge Re-Coating	20,000	-	-	-	-	20,000
Irma Repairs	2,630,416	-	-	-	-	2,630,416
<u>Total Expenditures for Capital Projects</u>	<u>3,944,412</u>	-	-	-	-	<u>3,944,412</u>
<u>TRANSFERS TO OTHER FUNDS</u>						
<u>914: Road Repaving Reserve</u>	50,000	50,000	50,000	50,000	50,000	250,000
<u>Total Transfers</u>	<u>50,000</u>	<u>50,000</u>	<u>50,000</u>	<u>50,000</u>	<u>50,000</u>	<u>250,000</u>
<u>Total Capital Outlay Expenditures and Transfers</u>	<u>\$ 3,994,412</u>	<u>\$ 50,000</u>	<u>\$ 50,000</u>	<u>\$ 50,000</u>	<u>\$ 50,000</u>	<u>\$ 4,194,412</u>
<u>Fund Balance at September 30</u>	\$ 546,830	\$ 499,988	\$ 452,009	\$ 402,932	\$ 352,797	

Other Potential Projects Identified by Staff (funding sources for these projects have not been identified)

Coco Plum Right-of-Way Upgrades

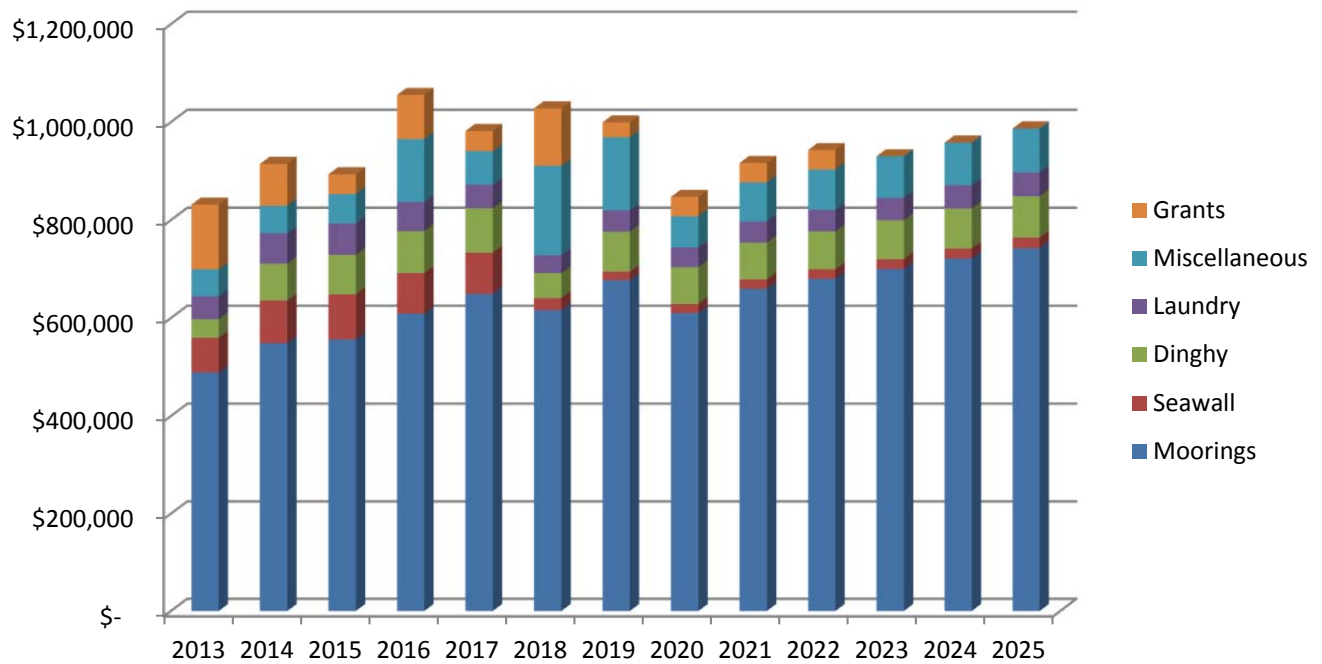


CAPITAL IMPROVEMENTS PROGRAM

MARINA FUND

Revenue Sources

The Marina Fund generates its revenues from user charges. The individuals utilizing the services are the ones who pay to support the continuance of those services. The Marina Fund charges fees for: mooring, seawall, dinghy dockage, laundry and miscellaneous items such as: parking, pump-outs and storage. The Marina fund has also secured grant revenues to help with the pump out program for the proper disposal of waste materials, and therefore improving water quality.



Major Expenditures

The majority of the Marina revenue is use for operating purposes, however there are certain capital infrastructure items that will need to be renovated and repaired in order to maintain our current level of service, and improvements to better the services we provide to our customers at the City Marina.

Seawall

The Marina anticipates seawall renovations in FY22 for an anticipated \$700,000.

Marina Service Building & Bathhouse

The Marina service building was initially renovated in 2009, and in FY21 the Marina is planning another renovation of the service building for an estimated \$150,000.

Moorings

The Marina has been in the process of replacing the mooring soft pickup lines and, and will continue this replacement program every fiscal year. The appropriation will allow the Marina to replace approximately 20% of their mooring field annually. This program has been fortunate to have been partially funded by grants from the Monroe County Boater Improvement Fund and the FWC.

Boats, Vehicles & Equipment

In FY22 the Marina expects to have to rebuild their generator for an anticipated \$52,000. The Marina Fund replaced a pump out boat in FY18 and expects that their other pump out boat will need to be replaced in FY24. The Marina expects to have to replace their truck in FY23.

**CITY OF MARATHON
MARINA FUND
FIVE YEAR CAPITAL IMPROVEMENTS PROGRAM
SOURCES & USES**

	<u>FY 2021</u>	<u>FY 2022</u>	<u>FY 2023</u>	<u>FY 2024</u>	<u>FY 2025</u>	<u>5 Year Total</u>
<u>FUND BALANCE AT OCTOBER 1</u>	\$ 1,405,969	\$ 1,232,965	\$ 436,069	\$ 311,396	\$ 134,771	
<u>REVENUES</u>						
Seawall	\$ 19,000	\$ 19,380	\$ 19,768	\$ 20,163	\$ 20,566	\$ 98,877
Dinghy	75,000	76,500	78,030	79,591	81,182	390,303
Moorings	660,000	673,200	686,664	700,397	714,405	3,434,667
Laundry	43,000	43,860	44,737	45,632	46,545	223,774
Storage Units	21,000	21,420	21,848	22,285	22,731	109,285
Pump Outs	10,000	10,200	10,404	10,612	10,824	52,040
Parking	8,000	8,160	8,323	8,490	8,659	41,632
Miscellaneous	28,000	28,560	29,131	29,714	30,308	145,713
Interest	13,000	13,260	13,525	13,796	14,072	67,653
Grants						
CVA Grant - Operations & Maintenance for Vessel Pump-out	39,600	-	-	-	-	39,600
<u>Total Revenues</u>	\$ 916,600	\$ 894,540	\$ 912,431	\$ 930,679	\$ 949,293	\$ 4,603,543
TOTAL REVENUES AND OCT 1 FUND BALANCE	\$ 2,322,569	\$ 2,127,505	\$ 1,348,500	\$ 1,242,075	\$ 1,084,064	\$ 8,124,712
Less : operating expenses & capital projects under \$10K	832,491	849,141	866,124	883,446	901,115	4,332,317
FUNDS AVAILABLE FOR CAPITAL PROJECTS	\$ 1,490,078	\$ 1,278,364	\$ 482,376	\$ 358,629	\$ 182,949	
<u>EXPENDITURES FOR CAPITAL PROJECTS</u>						
<u>601: Vehicles</u>						
Pump Out Boat (replacement)	-	-	-	131,127	-	131,127
Truck	-	-	34,479	-	-	34,479
<u>604: Equipment</u>						
Ice Machine	-	-	-	-	-	-
Marina Generator Rebuild	-	52,000	-	-	-	52,000

**CITY OF MARATHON
MARINA FUND
FIVE YEAR CAPITAL IMPROVEMENTS PROGRAM
SOURCES & USES**

	<u>FY 2021</u>	<u>FY 2022</u>	<u>FY 2023</u>	<u>FY 2024</u>	<u>FY 2025</u>	<u>5 Year Total</u>
<u>612: Buildings</u>						
Marina Service Building	150,000	-	-	-	-	150,000
Marina Service Building - Re Roof	-	-	45,000	-	-	45,000
<u>614: Improvements</u>						
Kayak Launch	-	-	-	-	-	-
Marina Seawall Pilings	-	-	-	-	-	-
Marina Seawall/Front Counter	-	700,000	-	-	-	700,000
Mooring Field Boundary Markers Replacement	18,000	-	-	-	-	18,000
Mooring Field, Mooring Replacements	30,000	30,000	30,000	30,000	30,000	150,000
Total Expenditures for Capital Projects	<u>198,000</u>	<u>782,000</u>	<u>109,479</u>	<u>161,127</u>	<u>30,000</u>	<u>1,280,606</u>
 TRANSFERS TO OTHER FUNDS						
<u>918: Transfer to General Fund</u>	59,113	60,295	61,501	62,731	63,986	307,626
Total Transfers	<u>59,113</u>	<u>60,295</u>	<u>61,501</u>	<u>62,731</u>	<u>63,986</u>	<u>307,626</u>
 Total Capital Outlay Expenditures and Transfers	<u>\$ 257,113</u>	<u>\$ 842,295</u>	<u>\$ 170,980</u>	<u>\$ 223,858</u>	<u>\$ 93,986</u>	<u>\$ 1,588,233</u>
 Fund Balance at September 30	<u>\$ 1,232,965</u>	<u>\$ 436,069</u>	<u>\$ 311,396</u>	<u>\$ 134,771</u>	<u>\$ 88,963</u>	

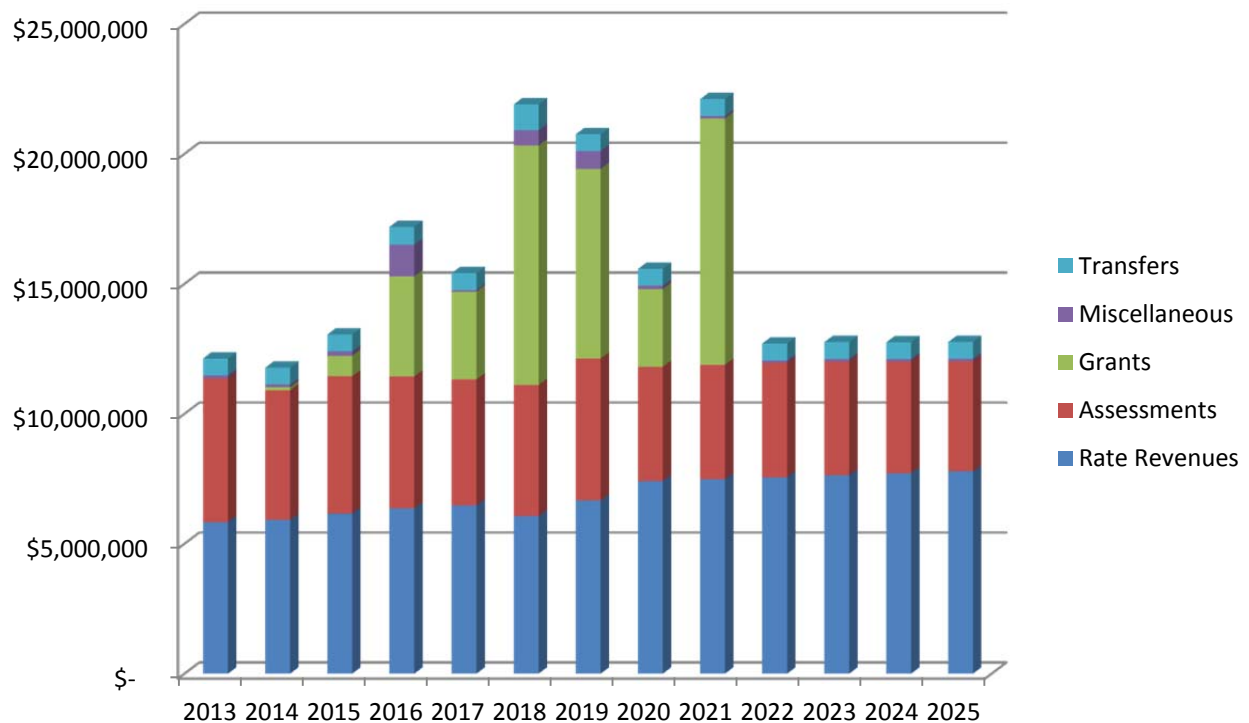


CAPITAL IMPROVEMENTS PROGRAM

UTILITIES FUND (STORMWATER & WASTEWATER)

Revenue Sources

Projects in the stormwater and wastewater utilities are primarily funded by the rates paid by sewer customers. Retained earnings (fund balance), impact fees, grants and special assessments (i.e. system development charges) are other sources of revenue for stormwater and wastewater projects. Debt proceeds are another source of funding that the Utilities Fund has utilized in the past to construct the systems.



Major Expenditures

The majority of the Utilities Fund revenue is used for operating and debt service purposes; however, there are certain capital infrastructure items that will need to be repaired in order to maintain our current level of service, and improvements to better the services we provide to our customers. Each fiscal budget also includes a transfer of 5% of gross operating revenue to a reserve fund to be used to pay for future significant repairs & replacements to the wastewater system.

Stormwater Drainage Improvements

The Utilities Fund will be working on stormwater drainage projects, as necessary. In FY21 there is an injection well project that is budgeted that is funded by an FDEP grant.

Canal & Culvert Restoration

The Utilities Fund will be working on canal and culvert restoration projects, as necessary. The projects are funded by an FDEP grant.

Collection System Improvements

The Utilities fund plans to expand the collection system to provide wastewater services for new connections/customers.

Plant Improvements

In FY21 the Utilities Fund plans on constructing a Service Area 3 to 4 re-pump and force main or digester/SBR conversion. Disk Filter installations at the Service Area 3 and 4 plants. In FY22 the Utilities fund is anticipating constructing a sludge receiving facility at the Service Area 6 Plant.

Equipment & Vehicles

In FY21 a backhoe, a crane attachment for the telehandler and a ground penetrating radar unit, and one F-250/or similar with a utility bed will be purchased. It is also anticipated that the Utilities Fund will be replacing a vehicle each year.

**CITY OF MARATHON
 UTILITIY FUND (STORMWATER WASTEWATER)
 FIVE YEAR CAPITAL IMPROVEMENTS PROGRAM
 SOURCES & USES**

	<u>FY 2021</u>	<u>FY 2022</u>	<u>FY 2023</u>	<u>FY 2024</u>	<u>FY 2025</u>	<u>5 Year Total</u>
<u>FUND BALANCE AT OCTOBER 1</u>	\$ 18,872,432	\$ 19,337,023	\$ 16,071,798	\$ 16,489,437	\$ 16,803,142	
<u>REVENUES</u>						
Rate Revenues	\$ 7,480,806	\$ 7,555,614	\$ 7,631,170	\$ 7,707,482	\$ 7,784,557	\$ 38,159,629
Non Ad Valorem Assessment Revenues	4,402,000	4,269,514	4,269,514	4,159,477	4,159,477	21,259,982
Grants	9,481,069	-	-	-	-	9,481,069
Transfers In from Other Funds	650,000	650,000	650,000	650,000	650,000	3,250,000
Interest	92,000	90,000	90,000	90,000	90,000	452,000
<u>Total Revenues</u>	\$ 22,105,875	\$ 12,565,128	\$ 12,640,684	\$ 12,606,959	\$ 12,684,034	\$ 72,602,680
TOTAL REVENUES AND OCT 1 FUND BALANCE	\$ 40,978,307	\$ 31,902,151	\$ 28,712,482	\$ 29,096,396	\$ 29,487,176	\$ 72,602,680
Less: Debt Service Requirements	\$ 5,316,814	\$ 5,316,814	\$ 5,316,814	\$ 5,316,814	\$ 5,316,814	26,584,071
Less: Operating Expenses repairs	5,673,140	5,786,603	5,902,335	6,020,382	6,140,789	29,523,248
	\$ 10,989,954	\$ 11,103,417	\$ 11,219,149	\$ 11,337,196	\$ 11,457,603	\$ 56,107,319
FUNDS AVAILABLE FOR CAPITAL PROJECTS	\$ 29,988,353	\$ 20,798,734	\$ 17,493,333	\$ 17,759,200	\$ 18,029,572	\$ 16,495,361
<u>EXPENDITURES FOR CAPITAL PROJECTS</u>						
<u>601: Vehicles</u>						
F250 Utility Bed Truck	\$ 40,000	\$ 40,800	\$ 41,616	\$ 42,448	\$ 43,297	\$ 208,162
<u>604: Equipment</u>						
Plant Computers & Software Upgrades	35,000	-	35,000	-	35,000	105,000
Backhoe	100,000	-	-	-	-	100,000
Crane attachment for cat telehandler	35,000	-	-	-	-	35,000
Ground Penetrating Radar Unit	34,500	-	-	-	-	34,500
Vacuum Pump Equipment	-	45,000	45,000	-	-	90,000
Reuse/Irrigation Equipment	-	250,000	-	-	-	250,000
Buffer Tank/Vacuum tank rehab & Coatings	-	-	-	-	150,000	150,000
<u>614: Infrastructure Improvements</u>						
Irma Repairs	7,315,957	-	-	-	-	7,315,957
Stormwater Improvements	20,000	20,000	20,000	20,000	20,000	100,000
Stormwater Injection Wells	220,800	-	-	-	-	220,800

**CITY OF MARATHON
 UTILITIY FUND (STORMWATER WASTEWATER)
 FIVE YEAR CAPITAL IMPROVEMENTS PROGRAM
 SOURCES & USES**

	<u>FY 2021</u>	<u>FY 2022</u>	<u>FY 2023</u>	<u>FY 2024</u>	<u>FY 2025</u>	<u>5 Year Total</u>
<u>614: Infrastructure Improvements (continued)</u>						
Canal & Culvert Restoration	534,901	-	-	-	-	534,901
New Service Connections & Grinder Stations for new connections	125,000	75,000	75,000	75,000	75,000	425,000
SCADA Monitoring System Improvements	-	50,000	-	50,000	-	100,000
Gate Valve Replacements	30,000	-	30,000	-	30,000	90,000
Service Area 3 to 4 re-pump and force main or digester/SBR conversion	1,050,000	-	-	-	-	1,050,000
Service Area 3 & 4 Disk Filter Installation	375,000	-	-	-	-	375,000
Area 6 Sludge Receiving	-	3,500,000	-	-	-	3,500,000
<u>Total Expenditures for Capital Projects</u>	9,916,158	3,980,800	246,616	187,448	353,297	14,684,320
<u>TRANSFERS TO OTHER FUNDS</u>						
<u>918: Transfer to Repair & Replacement Fund</u>	374,040	377,781	381,559	385,374	389,228	1,907,981
<u>918: Transfer to General Fund</u>	361,132	368,355	375,722	383,236	390,901	1,879,345
<u>Total Transfers</u>	735,172	746,135	757,280	768,610	780,129	3,787,327
<u>Total Capital Outlay Expenditures and Transfers</u>	\$ 10,651,330	\$ 4,726,935	\$ 1,003,896	\$ 956,059	\$ 1,133,426	\$ 18,471,646
<u>Fund Balance at September 30</u>	\$ 19,337,023	\$ 16,071,798	\$ 16,489,437	\$ 16,803,142	\$ 16,896,146	

**CITY OF MARATHON, FLORIDA
RESOLUTION 2020-71**

A RESOLUTION OF THE CITY COUNCIL OF THE CITY OF MARATHON, FLORIDA, RATIFYING THE COLLECTIVE BARGAINING AGREEMENT BETWEEN THE CITY OF MARATHON, FLORIDA AND THE PROFESSIONAL FIREFIGHTERS OF MARATHON, INTERNATIONAL ASSOCIATION OF FIREFIGHTERS LOCAL 4396, AUTHORIZING THE CITY MANAGER TO EXECUTE THE AGREEMENT ON BEHALF OF THE CITY; AND PROVIDING FOR AN EFFECTIVE DATE.

WHEREAS, the City of Marathon, Florida (the “City”), and the Professional Firefighters of Marathon, International Association of Firefighters Local 4369 (the “Union”) negotiated a proposed Collective Bargaining Agreement; and

WHEREAS, the Union membership voted and ratified the proposed Collective Bargaining Agreement by majority vote of the votes cast by the Union members.

NOW, THEREFORE, BE IT RESOLVED BY THE CITY COUNCIL OF THE CITY OF MARATHON, FLORIDA, THAT:

Section 1. The above recitals are true and correct and incorporated herein.

Section 2. The Collective Bargaining Agreement between the City and the Union, a copy of which is attached as Exhibit “A,” is hereby approved and ratified. The City Manager is authorized to execute the agreement on behalf of the City.

Section 3. This resolution shall take effect upon its adoption.

PASSED AND APPROVED BY THE CITY COUNCIL OF THE CITY OF MARATHON, FLORIDA, THIS 22nd DAY OF SEPTEMBER 2020.

THE CITY OF MARATHON, FLORIDA

Steve Cook, Mayor

AYES:
NOES:
ABSENT:
ABSTAIN:

ATTEST:

Diane Clavier
City Clerk

(City Seal)

**APPROVED AS TO FORM AND LEGAL SUFFICIENCY FOR THE USE
AND RELIANCE OF THE CITY OF MARATHON, FLORIDA ONLY:**

City Attorney