

# MARCH '23 BREAKDOWN

PERMITS READY FOR PAYMENT: 159

TOTALING: \$1,576,166

RE-CERT. 'S COMPLETED: 38 YTD

ACTIVE PERMITS: 1,424

CO'S ISSUED MONTH: 24 Residential

REPLACEMENTS: 22

BPAS HOMES: 1

AFFORD. BPAS: 0

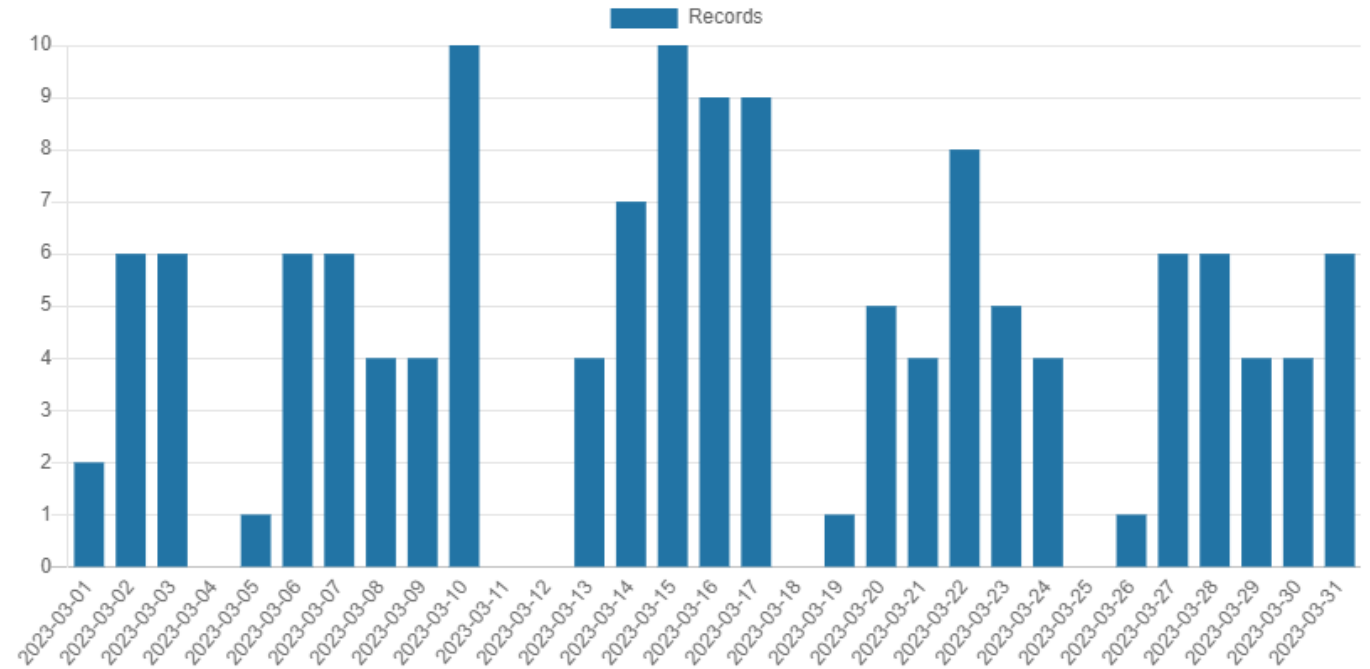
TBR HOMES: 1

REQ'S FOR PRIVATE PROVIDER: 40

PERMIT SUBMITTALS: 103


CONTRACTOR REGISTRATIONS: 29


Records submitted over time




## Totals

 **138**  
Records Created

 **1381**  
Inspections Done

 **\$237,253.90**  
Revenue Collected

 **109**  
Permits Issued

## NEW or REPLACEMENT STRUCTURE *SUBMITTALS*- MARCH '23

---

- \*-**REPLACEMENT**- 6 bed/ 6.5 bath 3 story CBS with metal roof, downstairs living space, garage and elevator. 6,258 sq. ft.
- \*-**REPLACEMENT** - 5 bed/3.5 bath Modular 2-Story, with metal roof and 2 balconies 2,680 sq. ft.
- \*-**REPLACEMENT**- 5 bed/ 3.5 bath Modular 2-Story, with metal roof and 2 balconies 2,680 sq. ft.
- \*-**REPLACEMENT**- 5 bed/ 3.5 bath Modular 2-Story, with metal roof and 2 balconies 2,680 sq. ft.
- \*-**REPLACEMENT**- 3 bed/ 2 bath CBS with metal roof, 1,543 sq. ft.

## NEW CONSTRUCTION PERMITS *ISSUED IN MARCH '23*

---

- \*-**REPLACEMENT**- 5 bed/ 5 bath CBS with metal roof, garage, elevator and downstairs enclosure. 4694 sq. ft.
- \*-**REPLACEMENT**- 4 bed/4 bath CBS with metal roof, garage, elevator and downstairs enclosure. 4926 sq. ft.
- \*-**REPLACEMENT**- 5 bed/ 5 bath CBS with metal roof, garage, elevator and downstairs enclosure. 4666 sq. ft.
- \*-**BPAS**- Commercial BPAS coffee shop. 1508 sq. ft.
- \*-**REPLACEMENT**- 4 bed/ 4 bath CBS with metal roof, garage, elevator and downstairs enclosure. 4926 sq. ft.
- \*-**REPLACEMENT**- 5 bed/ 5 bath CBS with metal roof, garage, elevator and downstairs enclosure. 4666 sq. ft.
- \*-**REPLACEMENT**- 5 bed/ 5 bath CBS with metal roof, garage, elevator and downstairs enclosure. 4666 sq. ft.
- \*- **REPLACEMENT**- 1 bed/ 1 bath Metal Container Home, on stilts with metal roof, wood deck, and container shed downstairs. 314 sq. ft.
- \*-**BPAS**- 3 bed/ 2 bath CBS with metal roof. 2,312 sq. ft.
- \*- **BPAS**- 6 bed/ 5 bath 3 story CBS with metal roof, downstairs enclosure 2 covered patios, and elevator. 3,250 sq. ft.

# NEW or REPLACEMENT STRUCTURES *CERTIFICATE OF OCCUPANCY ISSUED – MARCH ‘23*

---

\*-**REPLACEMENT**- 5 bed/ 5.5 bath CBS with metal roof, covered porch and sun deck, 4,000 sq. ft total.

\*-**REPLACEMENT**- 5 bed/ 5.5 bath CBS with metal roof, covered porch and sun deck, 4,000 sq. ft total.

\*-**REPLACEMENT**- 5 bed/ 5.5 bath CBS with metal roof, covered porch and sun deck, 4,000 sq. ft total.

\*-**TBR**- 4 bed/ 4.5 bath CBS with metal roof and downstairs enclosure, 3,905 sq. ft. total.

\*-**BPAS**- 7 bed/ 5 bath and 2 ½ baths, 3 story CBS with metal roof, covered patio and game room, 4,718 sq. ft. total.

\*-**REPLACEMENT**- 5 bed/ 6 bath CBS with concrete roof top deck, 3,675 sq. ft. total.

\*-**REPLACEMENT**- 8 units, CMU with metal roof, 5782 sq. ft. total.

\*-**REPLACEMENT**- 8 units, CMU with metal roof, 5874 sq. ft. total.

\*- **REPLACEMENT**- 8 units, CMU with metal roof, 6939 sq. ft. total.

\*-**REPLACEMENT**- 8 units, CMU with metal roof, 6943 sq. ft. total.

\*-**REPLACEMENT**- 4 units, CMU with metal roof, 3268 sq. ft. total.

\*-**REPLACEMENT**- 6 units, CMU with metal roof, 3719 sq. ft. total.

\*-**REPLACEMENT**- 6 units, CMU with metal roof, 4870 sq. ft. total.

# NEW or REPLACEMENT STRUCTURES

*CERTIFICATE OF OCCUPANCY ISSUED – MARCH '23 – CONT,*

---

\*-**REPLACEMENT**- 2 units, CMU with metal roof, 1673 sq. ft. total.

\*-**REPLACEMENT**- 2 units, CMU with metal roof, 1658 sq. ft. total.

\*-**REPLACEMENT**- 2 units, CMU with metal roof, 1642 sq. ft. total.

\*-**REPLACEMENT**- 4 units, CMU with metal roof, 2513 sq. ft. total.

\*-**REPLACEMENT**- 2 units, CMU with metal roof, 1253 sq. ft. total.

\*-**REPLACEMENT**- 2 units, CMU with metal roof, 1253 sq. ft. total.

\*-**REPLACEMENT**- 2 units, CMU with metal roof, 3499 sq. ft. total.

\*-**REPLACEMENT**- 2 units, CMU with metal roof, 2598 sq. ft. total.

\*-**REPLACEMENT**- 1 unit, CMU with metal roof, 1116 sq. ft. total.

\*-**REPLACEMENT**- 6 units, CMU with metal roof, 4738 sq. ft. total.

\*-**REPLACEMENT**- 7 units, CMU with metal roof, 4945 sq. ft. total.